

Report No.: 1073

Test Time: 2024/9/14 17:20

Luminaire Property

Luminaire Manufacturer: BBT LIGHTING
 Luminaire Category: OUTDOOR LAMP
 Luminaire Description: VITTORIA 330103

Voltage: 220.3 V
 Power: 59.53 W

Current: 0.278 A
 Power Factor: 0.973

Photometric Results

CIE Class: Semi-Direct
 Measurement Flux: 5715 lm / lamp
 Downward Ratio: 83%
 Horizontal Diffuse Angle(50%): H29
 Vertical Diffuse Angle(50%): V29.2
 Luminaire Efficacy Rating (LER): 96.05
 Max. Intensity: 3857.26 cd
 S/MH(C0/C180): 0.50

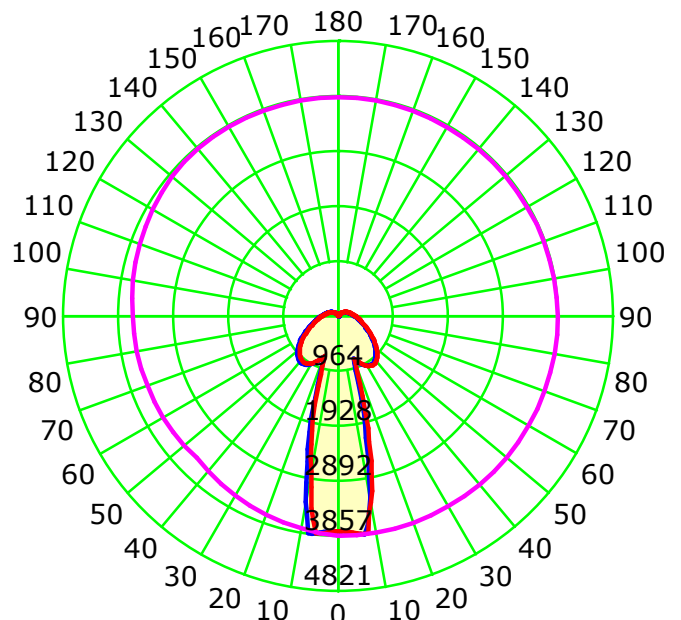
Total Rated 2 Lamps Lumens: 11430.0 lm
 Efficiency: 100%
 Upward Ratio: 17%

C0r0 Intensity: 3772.59 cd
 Pos of Max. Intensity: H45 V7
 S/MH(C90/C270): 0.50

Picture Of Luminaire



Luminous Intensity Distribution Curve



Unit: cd

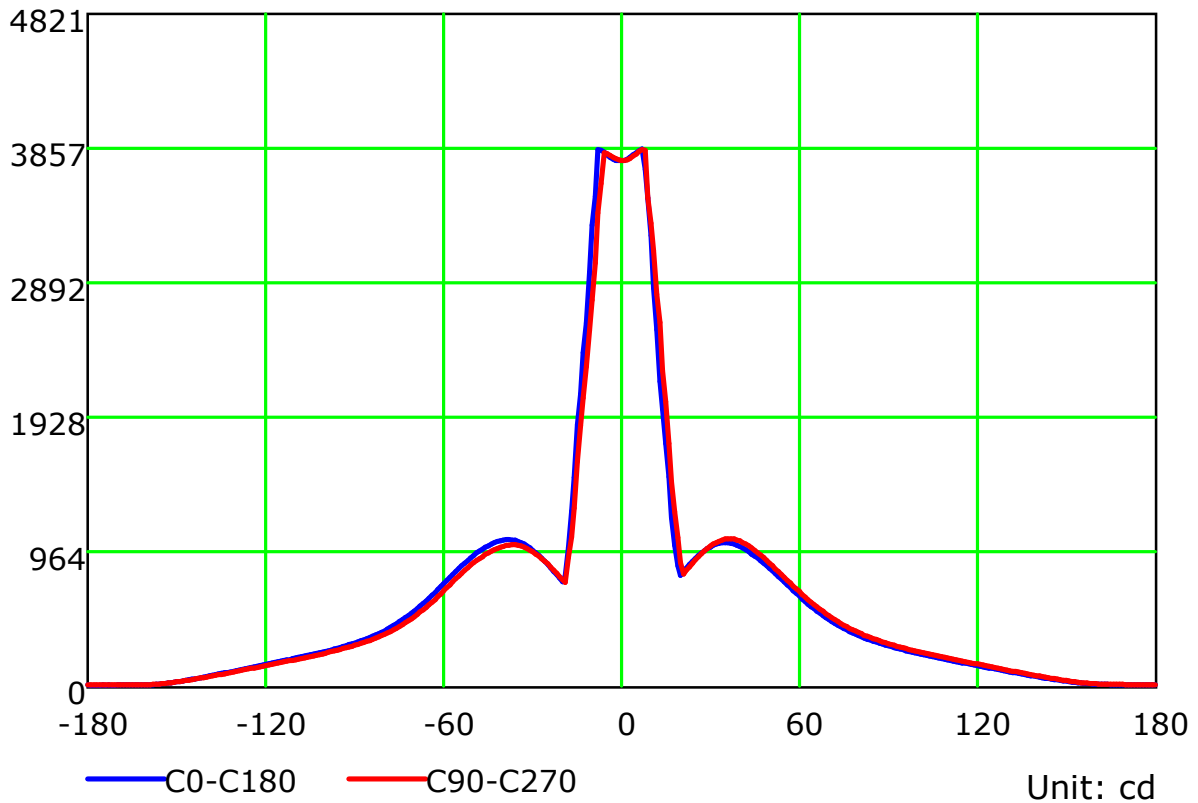
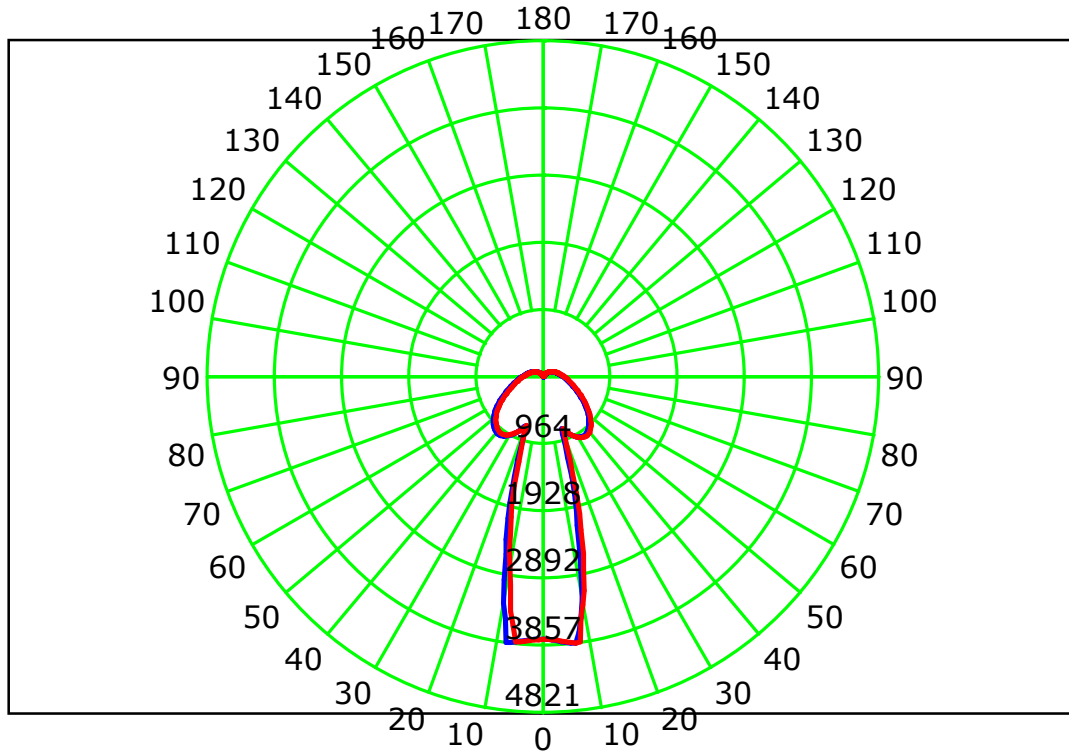
Average Diffuse Angle(50%): 29.1°

— C0-C180 — C90-C270 — G7

C Plane (°):0.0-360.0: 45.0
 Test Lab: Inventfine instruments
 Test Type: TYPE C
 Temperature: 26
 Operator: Carlos

Gamma Plane (°):0.0-180.0:1.0
 Test Device: GPM-1800B
 Distance: 8.684 m [K=1.0000]
 Humidity: 65
 Inspector:

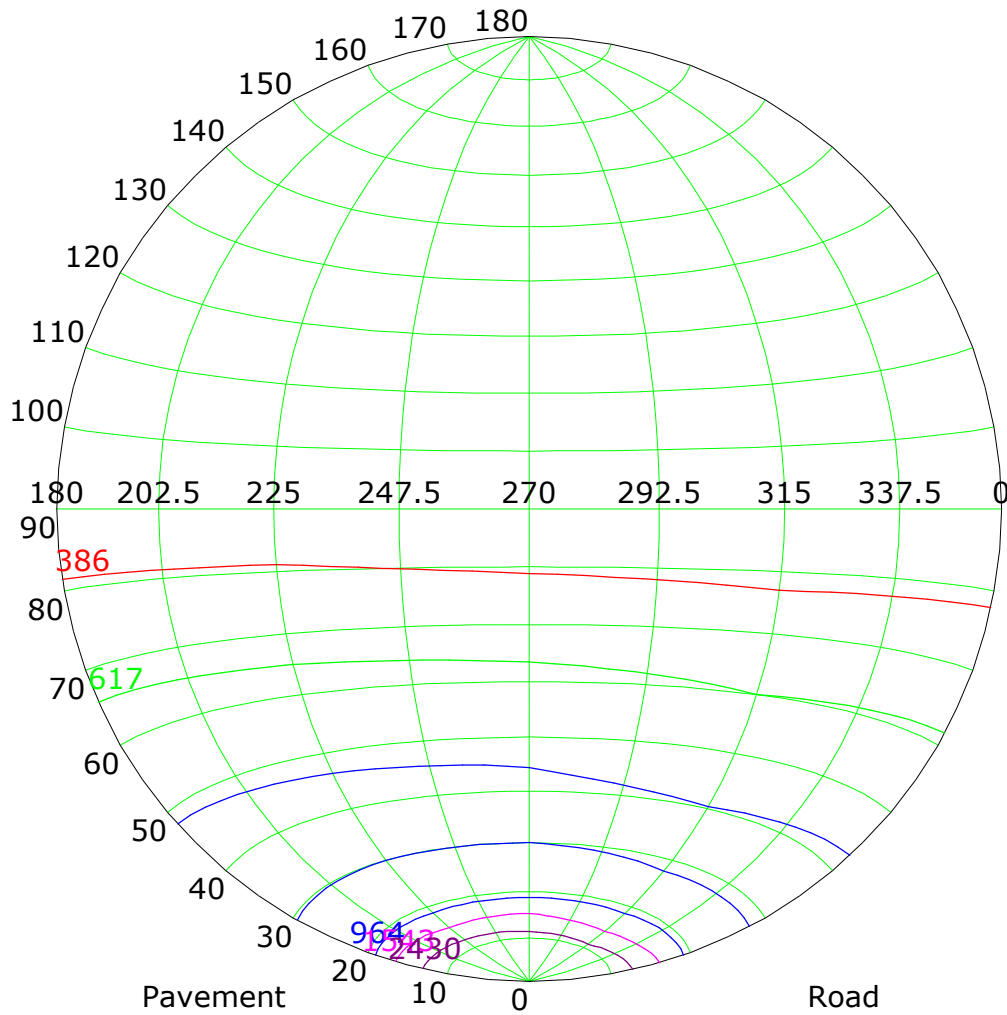
Luminous Intensity Distribution Curve



C Plane (°):0.0-360.0: 45.0
 Test Lab: Inventfine instruments
 Test Type: TYPE C
 Temperature: 26
 Operator: Carlos

Gamma Plane (°):0.0-180.0:1.0
 Test Device: GPM-1800B
 Distance: 8.684 m [K=1.0000]
 Humidity: 65
 Inspector:

Isocandela (sphere)



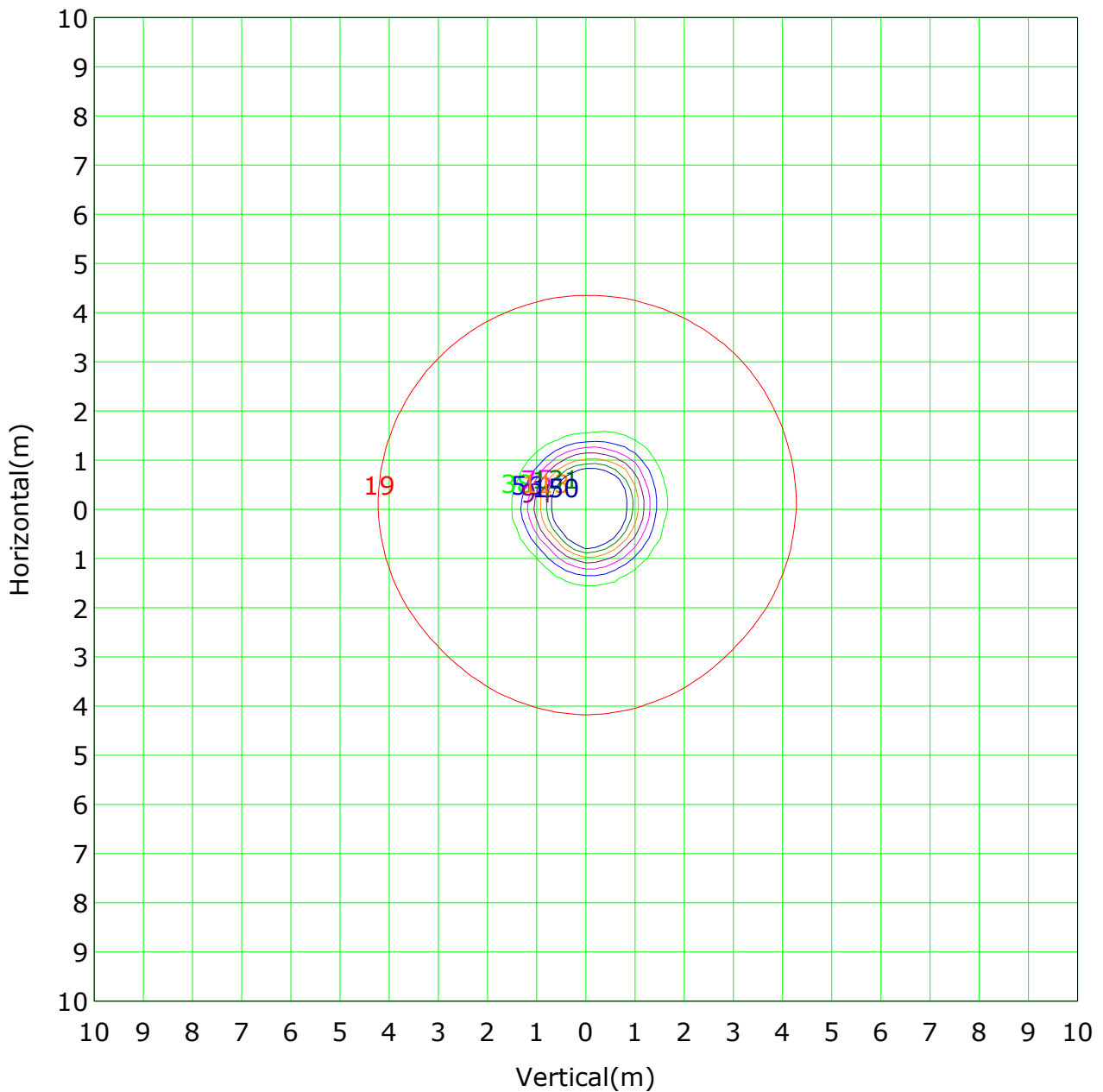
Imax (100%): 3857 cd

- | | |
|-------------------|-------------------|
| — (10%): 386 cd | — (16%): 617 cd |
| — (25%): 964 cd | — (40%): 1543 cd |
| — (63%): 2430 cd | — (100%): 3857 cd |

C Plane (°):0.0-360.0: 45.0
 Test Lab: Inventfine instruments
 Test Type: TYPE C
 Temperature: 26
 Operator: Carlos

Gamma Plane (°):0.0-180.0:1.0
 Test Device: GPM-1800B
 Distance: 8.684 m [K=1.0000]
 Humidity: 65
 Inspector:

IsoLux Plot



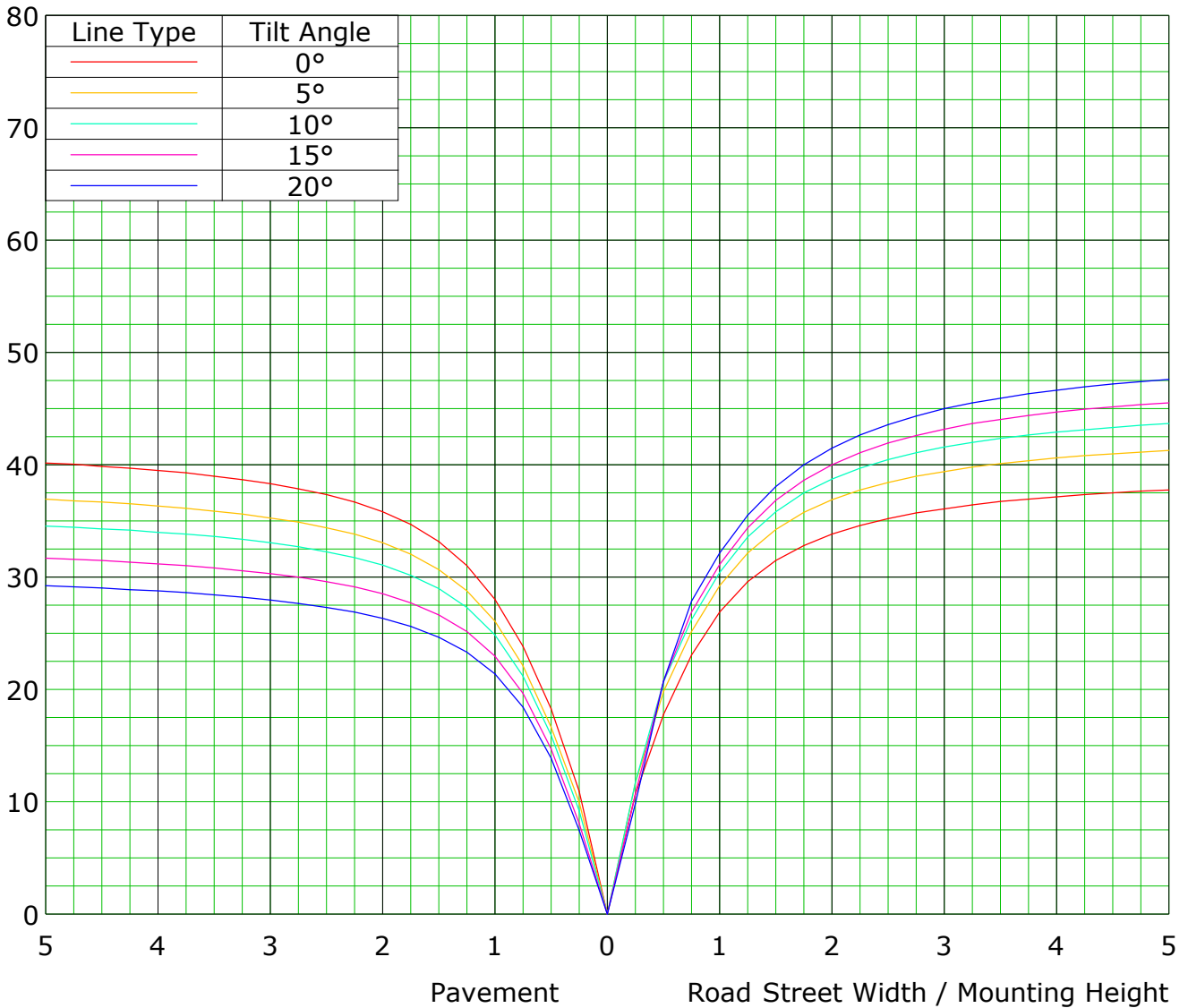
Mounting Height: 4.5m		Max Lux(100%): 187.6 lx	
— (10%): 18.8 lx	— (20%): 37.5 lx	— (30%): 56.3 lx	— (40%): 75.0 lx
— (50%): 93.8 lx	— (60%): 112.5 lx	— (70%): 131.3 lx	— (80%): 150.1 lx

C Plane (°):0.0-360.0: 45.0
 Test Lab: Inventfine instruments
 Test Type: TYPE C
 Temperature: 26
 Operator: Carlos

Gamma Plane (°):0.0-180.0:1.0
 Test Device: GPM-1800B
 Distance: 8.684 m [K=1.0000]
 Humidity: 65
 Inspector:

Roadway CU Curve

Efficiency(%)



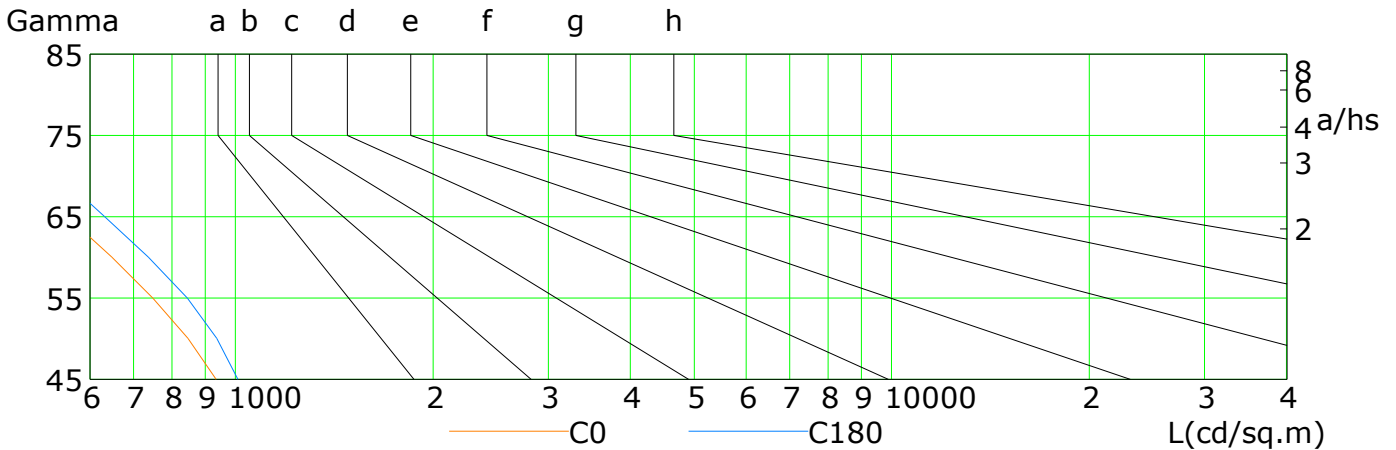
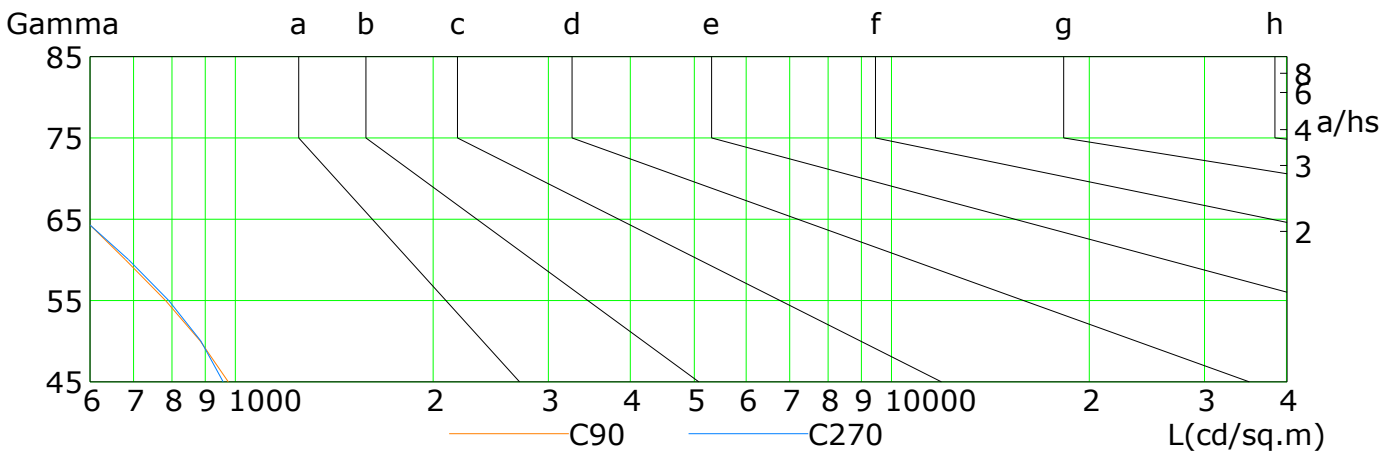
C Plane (°):0.0-360.0: 45.0
 Test Lab: Inventfine instruments
 Test Type: TYPE C
 Temperature: 26
 Operator: Carlos

Gamma Plane (°):0.0-180.0:1.0
 Test Device: GPM-1800B
 Distance: 8.684 m [K=1.0000]
 Humidity: 65
 Inspector:

Lum Limit Curve

Dazzle	Quality	Illuminance (lx)							
		2000	1000	500	<=300				
1.15	A	2000	1000	500	<=300				
1.50	B		2000	1000	500	<=300			
1.85	C			2000	1000	500	<=300		
2.20	D				2000	1000	500	<=300	
2.55	E					2000	1000	500	<=300

a b c d e f g h

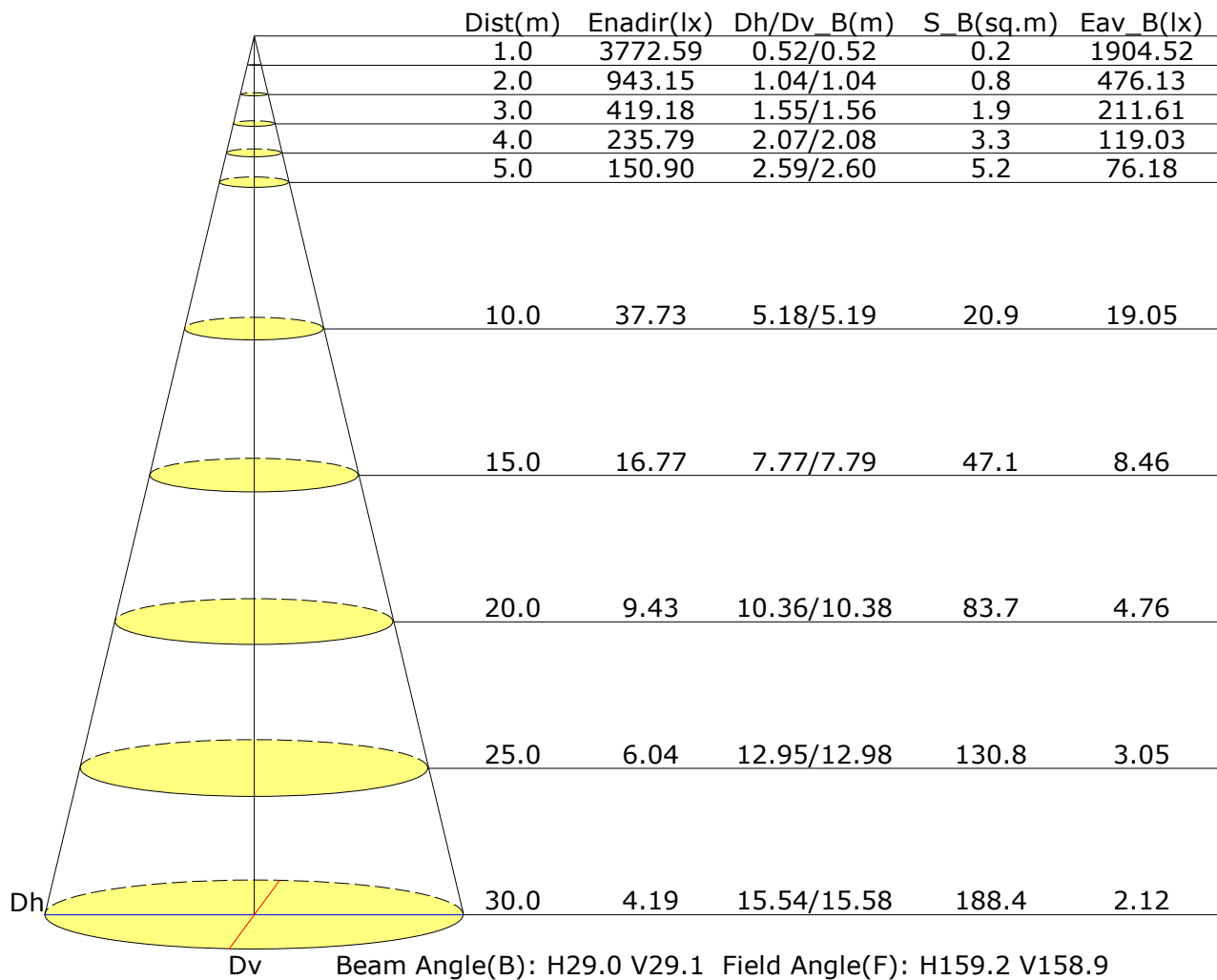


L(cd/sq.m)	G45	G50	G55	G60	G65	G70	G75	G80	G85
C0	934	847	749	648	556	480	416	364	324
C90	975	884	783	680	587	507	440	386	343
C180	1010	938	845	737	632	541	464	399	352
C270	958	886	792	688	587	499	430	373	331

C Plane (°):0.0-360.0: 45.0
 Test Lab: Inventfine instruments
 Test Type: TYPE C
 Temperature: 26
 Operator: Carlos

Gamma Plane (°):0.0-180.0:1.0
 Test Device: GPM-1800B
 Distance: 8.684 m [K=1.0000]
 Humidity: 65
 Inspector:

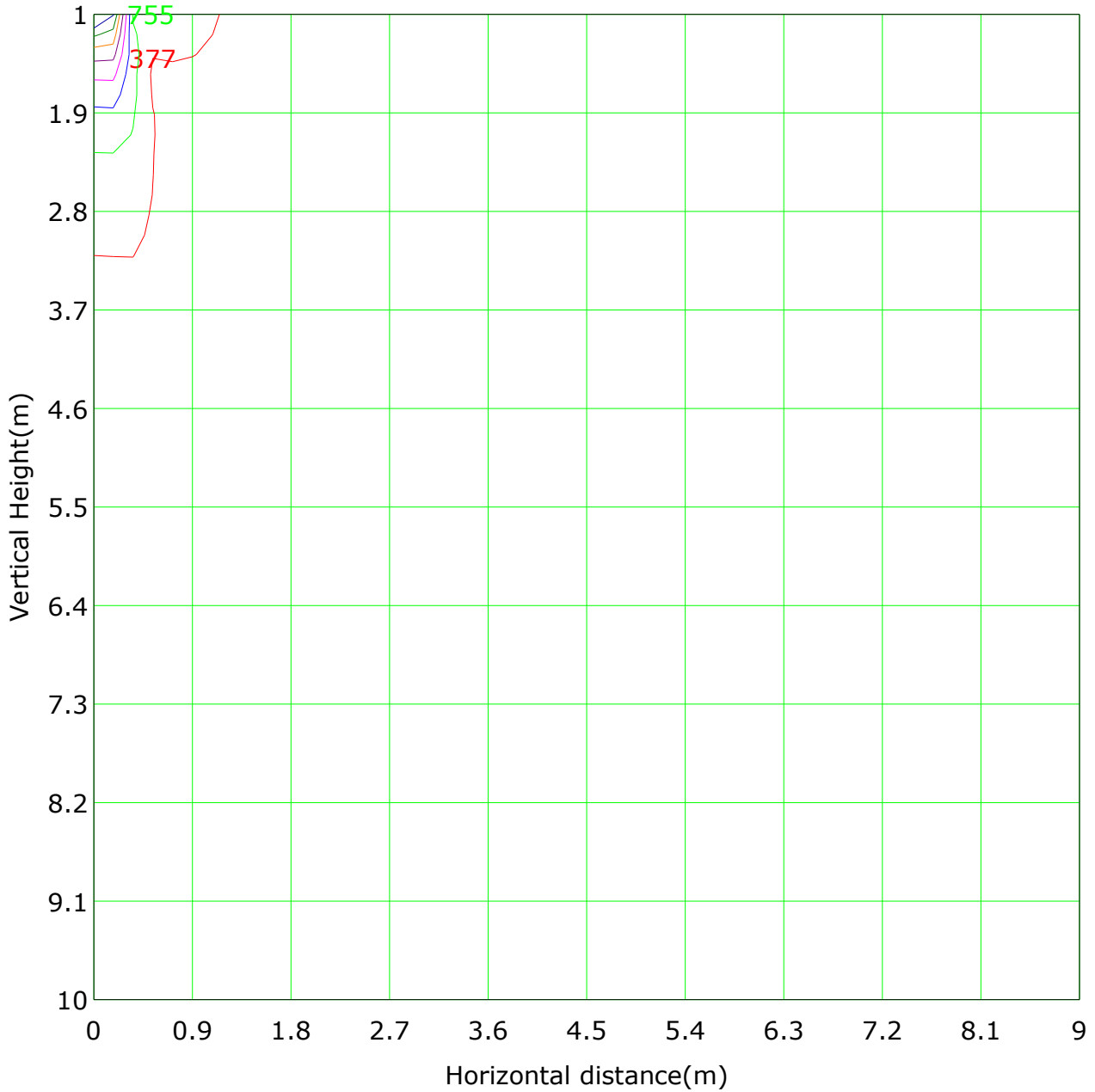
Illuminance at a Distance



C Plane (°):0.0-360.0: 45.0
 Test Lab: Inventfine instruments
 Test Type: TYPE C
 Temperature: 26
 Operator: Carlos

Gamma Plane (°):0.0-180.0:1.0
 Test Device: GPM-1800B
 Distance: 8.684 m [K=1.0000]
 Humidity: 65
 Inspector:

Vertical IsoLux Plot



Lowest(m): 1.0m	Highest(m): 10.0m	Max Lux: 3772.6 lx
— (10%): 377.3 lx	— (20%): 754.5 lx	
— (30%): 1131.8 lx	— (40%): 1509.0 lx	
— (50%): 1886.3 lx	— (60%): 2263.6 lx	
— (70%): 2640.8 lx	— (80%): 3018.1 lx	

C Plane (°):0.0-360.0: 45.0
 Test Lab: Inventfine instruments
 Test Type: TYPE C
 Temperature: 26
 Operator: Carlos

Gamma Plane (°):0.0-180.0:1.0
 Test Device: GPM-1800B
 Distance: 8.684 m [K=1.0000]
 Humidity: 65
 Inspector:

Area Flux Table

Unit: lm

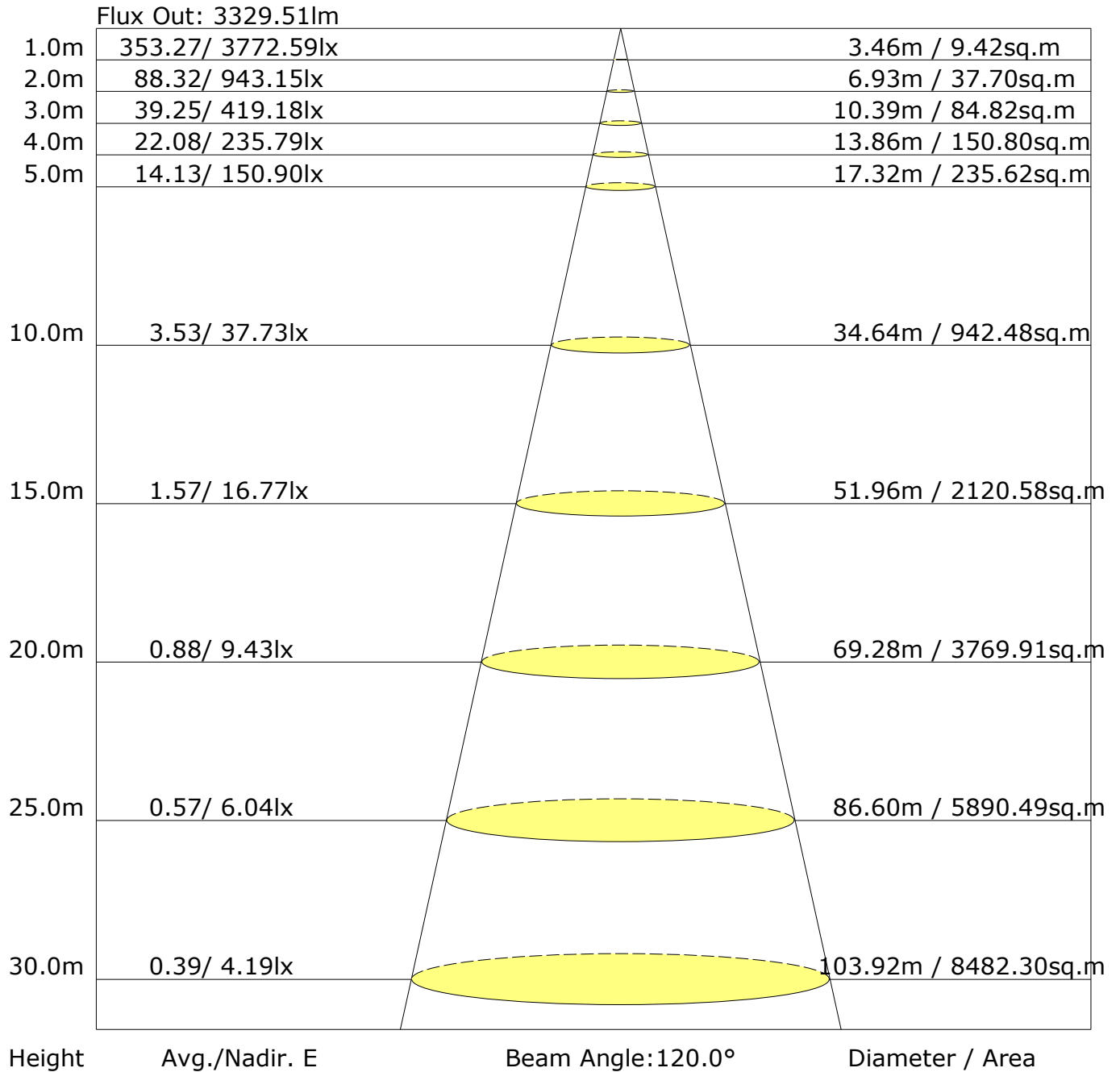
		Vertical plane																				
		-90	-80	-70	-60	-50	-40	-30	-20	-10	0	10	20	30	40	50	60	70	80	90		
Flux(E)	Flux(T)	0.8	0.9	0.9	0.9	0.9	0.9	1.0	1.0	1.0	1.0	1.0	1.0	1.0	0.9	0.9	0.9	0.9	0.8	0.8	Flux(E)	Flux(T)
0.9	16.5	2.5	2.7	2.9	3.0	3.2	3.4	3.5	3.7	3.7	3.7	3.7	3.6	3.4	3.3	3.1	2.9	2.7	2.6	2.4	38.0	57.7
96.4	114.8	4.2	4.7	5.2	5.8	6.4	7.0	7.6	8.0	8.2	8.2	8.0	7.6	7.1	6.5	5.9	5.3	4.8	4.3	4.0	172.1	114.8
255.9	273.4	7.3	8.7	10.5	12.9	15.6	18.0	19.8	20.9	21.5	21.6	20.9	20.6	20.1	16.0	13.4	11.0	9.0	7.6	7.6	325.5	273.4
360.8	379.9	9.3	11.8	15.5	20.3	24.8	27.7	28.0	25.8	24.3	24.4	26.1	24.8	28.7	25.4	20.6	15.9	12.2	10.8	10.3	843.4	379.9
434.7	454.9	9.9	12.7	17.1	22.7	27.6	29.9	27.7	26.0	24.3	24.4	26.0	27.6	31.0	28.3	22.9	17.4	13.2	10.3	10.5	759.9	454.9
580.6	602.8	10.1	13.2	17.9	23.9	28.9	30.5	26.8	43.7	103.4	110.3	40.9	28.9	31.7	29.0	23.8	18.0	13.5	10.4	10.4	3580.6	602.8
641.0	643.3	9.6	12.2	16.3	23.5	26.4	29.3	27.2	26.0	25.5	25.3	26.0	26.4	27.8	26.7	21.6	16.6	12.7	10.0	10.0	7341.0	643.3
734.1	736.5	8.9	11.1	14.3	18.4	22.7	26.0	27.7	27.0	25.5	25.3	27.0	22.7	27.8	23.0	18.7	14.7	11.6	9.3	9.3	8293.5	736.5
829.3	831.7	7.9	9.5	11.8	14.7	18.0	21.2	23.7	25.0	25.4	25.4	25.0	18.0	23.9	18.4	15.3	12.4	10.1	8.4	8.4	5220.2	831.7
522.0	524.9	6.7	7.8	9.3	11.3	13.5	15.7	17.7	19.1	19.9	19.9	19.1	13.5	17.9	13.8	11.7	9.9	8.3	7.1	7.1	2143.3	524.9
214.3	210.2	5.3	6.1	7.0	8.0	9.2	10.5	11.6	12.5	13.0	13.0	12.5	9.2	10.7	9.5	8.3	7.3	6.4	5.6	5.6	76.9	210.2
76.9	76.9	3.9	4.3	4.7	5.2	5.7	6.2	6.7	7.0	7.2	7.2	7.0	5.7	6.3	5.8	5.3	4.8	4.4	4.0	4.0	22.1	76.9
22.1	22.1	2.3	2.5	2.6	2.8	2.9	3.1	3.2	3.3	3.3	3.3	3.3	2.9	3.1	3.0	2.8	2.7	2.5	2.4	2.4	0.0	22.1
0.0	0.0	0.8	0.8	0.8	0.8	0.9	0.9	0.9	0.9	0.9	0.9	0.9	0.9	0.9	0.9	0.8	0.8	0.8	0.8	0.8	437.3	0.0
437.3	475.4	114.0	138.8	175.2	221.7	266.4	296.3	299.9	331.0	484.6	511.8	331.0	266.4	304.1	272.0	225.3	179.9	144.3	118.9	90.0	437.3	475.4

Horizontal plane

C Plane (°):0.0-360.0: 45.0
 Test Lab: Inventfine instruments
 Test Type: TYPE C
 Temperature: 26
 Operator: Carlos

Gamma Plane (°):0.0-180.0:1.0
 Test Device: GPM-1800B
 Distance: 8.684 m [K=1.0000]
 Humidity: 65
 Inspector:

The Average Illuminance Effective Figure



C Plane (°):0.0-360.0: 45.0
 Test Lab: Inventfine instruments
 Test Type: TYPE C
 Temperature: 26
 Operator: Carlos

Gamma Plane (°):0.0-180.0:1.0
 Test Device: GPM-1800B
 Distance: 8.684 m [K=1.0000]
 Humidity: 65
 Inspector:

UGR Table

Reflectance:										
Ceiling (cavity)	0.7	0.7	0.5	0.5	0.3	0.7	0.7	0.5	0.5	0.3
Wall	0.5	0.3	0.5	0.3	0.3	0.5	0.3	0.5	0.3	0.3
Reference plane	0.2	0.2	0.2	0.2	0.2	0.2	0.2	0.2	0.2	0.2
Room dimensions	Viewed crosswise					Viewed endwise				
X=2H Y=2H	-1.\$	-1.\$	-1.\$	-1.\$	-1.\$	-1.\$	-1.\$	-1.\$	-1.\$	-1.\$
3H	-1.\$	-1.\$	-1.\$	-1.\$	-1.\$	-1.\$	-1.\$	-1.\$	-1.\$	-1.\$
4H	-1.\$	-1.\$	-1.\$	-1.\$	-1.\$	-1.\$	-1.\$	-1.\$	-1.\$	-1.\$
6H	-1.\$	-1.\$	-1.\$	-1.\$	-1.\$	-1.\$	-1.\$	-1.\$	-1.\$	-1.\$
8H	-1.\$	-1.\$	-1.\$	-1.\$	-1.\$	-1.\$	-1.\$	-1.\$	-1.\$	-1.\$
12H	-1.\$	-1.\$	-1.\$	-1.\$	-1.\$	-1.\$	-1.\$	-1.\$	-1.\$	-1.\$
X=4H Y=2H	-1.\$	-1.\$	-1.\$	-1.\$	-1.\$	-1.\$	-1.\$	-1.\$	-1.\$	-1.\$
3H	-1.\$	-1.\$	-1.\$	-1.\$	-1.\$	-1.\$	-1.\$	-1.\$	-1.\$	-1.\$
4H	-1.\$	-1.\$	-1.\$	-1.\$	-1.\$	-1.\$	-1.\$	-1.\$	-1.\$	-1.\$
6H	-1.\$	-1.\$	-1.\$	-1.\$	-1.\$	-1.\$	-1.\$	-1.\$	-1.\$	-1.\$
8H	-1.\$	-1.\$	-1.\$	-1.\$	-1.\$	-1.\$	-1.\$	-1.\$	-1.\$	-1.\$
12H	-1.\$	-1.\$	-1.\$	-1.\$	-1.\$	-1.\$	-1.\$	-1.\$	-1.\$	-1.\$
X=8H Y=4H	-1.\$	-1.\$	-1.\$	-1.\$	-1.\$	-1.\$	-1.\$	-1.\$	-1.\$	-1.\$
6H	-1.\$	-1.\$	-1.\$	-1.\$	-1.\$	-1.\$	-1.\$	-1.\$	-1.\$	-1.\$
8H	-1.\$	-1.\$	-1.\$	-1.\$	-1.\$	-1.\$	-1.\$	-1.\$	-1.\$	-1.\$
12H	-1.\$	-1.\$	-1.\$	-1.\$	-1.\$	-1.\$	-1.\$	-1.\$	-1.\$	-1.\$
X=12H Y=4H	-1.\$	-1.\$	-1.\$	-1.\$	-1.\$	-1.\$	-1.\$	-1.\$	-1.\$	-1.\$
6H	-1.\$	-1.\$	-1.\$	-1.\$	-1.\$	-1.\$	-1.\$	-1.\$	-1.\$	-1.\$
8H	-1.\$	-1.\$	-1.\$	-1.\$	-1.\$	-1.\$	-1.\$	-1.\$	-1.\$	-1.\$
Variations with the observer position at spacings:										
S=1.0H										
S=1.5H										
S=2.0H										

Calculate in accordance with CIE Pub.117. The table is revised with $5715lm$ ($8\log(F/F_0) = 6.1$).

C Plane (°):0.0-360.0: 45.0
 Test Lab: Inventfine instruments
 Test Type: TYPE C
 Temperature: 26
 Operator: Carlos

Gamma Plane (°):0.0-180.0:1.0
 Test Device: GPM-1800B
 Distance: 8.684 m [K=1.0000]
 Humidity: 65
 Inspector:

Zonal Lumen

Gamma [°]	I _{mean} [cd]	Zonal Flux [lm]	Sum Zonal Flux [lm]	Rel Zonal Flux [%]	Sum Rel Zonal Flux [%]
0.0-1.0	3773.4	3.6	3.6	0.06	0.06
1.0-2.0	3777.3	10.8	14.5	0.19	0.25
2.0-3.0	3785.5	18.1	32.6	0.32	0.57
3.0-4.0	3797.5	25.4	58.0	0.44	1.01
4.0-5.0	3811.4	32.8	90.8	0.57	1.59
5.0-6.0	3811.7	40.1	130.8	0.70	2.29
6.0-7.0	3789.3	47.0	177.9	0.82	3.11
7.0-8.0	3712.0	53.1	231.0	0.93	4.04
8.0-9.0	3537.8	57.3	288.4	1.00	5.05
9.0-10.0	3292.1	59.6	347.9	1.04	6.09
10.0-11.0	3020.1	60.4	408.3	1.06	7.14
11.0-12.0	2736.2	59.8	468.1	1.05	8.19
12.0-13.0	2442.6	58.0	526.1	1.01	9.21
13.0-14.0	2160.0	55.3	581.4	0.97	10.17
14.0-15.0	1905.1	52.3	633.7	0.92	11.09
15.0-16.0	1643.0	48.1	681.8	0.84	11.93
16.0-17.0	1385.5	43.2	725.0	0.76	12.69
17.0-18.0	1173.7	38.7	763.7	0.68	13.36
18.0-19.0	998.9	34.8	798.5	0.61	13.97
19.0-20.0	878.3	32.1	830.6	0.56	14.53
20.0-21.0	830.2	31.9	862.5	0.56	15.09
21.0-22.0	823.4	33.1	895.6	0.58	15.67
22.0-23.0	835.1	35.0	930.6	0.61	16.28
23.0-24.0	858.8	37.6	968.2	0.66	16.94
24.0-25.0	882.1	40.1	1008.3	0.70	17.64
25.0-26.0	903.8	42.7	1051.0	0.75	18.39
26.0-27.0	924.1	45.2	1096.2	0.79	19.18
27.0-28.0	943.2	47.8	1143.9	0.84	20.02
28.0-29.0	960.6	50.3	1194.2	0.88	20.90
29.0-30.0	976.3	52.7	1246.9	0.92	21.82
30.0-31.0	990.6	55.1	1302.1	0.96	22.78
31.0-32.0	1003.1	57.5	1359.5	1.01	23.79
32.0-33.0	1013.5	59.7	1419.3	1.04	24.83
33.0-34.0	1021.8	61.8	1481.1	1.08	25.92
34.0-35.0	1028.1	63.9	1545.0	1.12	27.03
35.0-36.0	1031.8	65.7	1610.7	1.15	28.18

C Plane (°):0.0-360.0: 45.0
 Test Lab: Inventfine instruments
 Test Type: TYPE C
 Temperature: 26
 Operator: Carlos

Gamma Plane (°):0.0-180.0:1.0
 Test Device: GPM-1800B
 Distance: 8.684 m [K=1.0000]
 Humidity: 65
 Inspector:

Zonal Lumen (Continue 1)

Gamma [°]	Imean [cd]	Zonal Flux [lm]	Sum Zonal Flux [lm]	Rel Zonal Flux [%]	Sum Rel Zonal Flux [%]
36.0-37.0	1033.2	67.4	1678.1	1.18	29.36
37.0-38.0	1032.0	68.9	1747.0	1.21	30.57
38.0-39.0	1028.3	70.2	1817.2	1.23	31.80
39.0-40.0	1022.5	71.3	1888.5	1.25	33.04
40.0-41.0	1014.7	72.3	1960.7	1.26	34.31
41.0-42.0	1005.0	73.0	2033.8	1.28	35.59
42.0-43.0	994.0	73.6	2107.4	1.29	36.88
43.0-44.0	981.8	74.1	2181.5	1.30	38.17
44.0-45.0	968.4	74.4	2256.0	1.30	39.47
45.0-46.0	954.0	74.6	2330.6	1.31	40.78
46.0-47.0	938.8	74.7	2405.2	1.31	42.09
47.0-48.0	922.8	74.6	2479.9	1.31	43.39
48.0-49.0	906.0	74.4	2554.3	1.30	44.69
49.0-50.0	888.6	74.1	2628.4	1.30	45.99
50.0-51.0	870.8	73.7	2702.0	1.29	47.28
51.0-52.0	852.4	73.2	2775.2	1.28	48.56
52.0-53.0	833.2	72.5	2847.7	1.27	49.83
53.0-54.0	813.7	71.7	2919.4	1.26	51.08
54.0-55.0	794.2	70.9	2990.3	1.24	52.32
55.0-56.0	774.4	70.0	3060.3	1.22	53.55
56.0-57.0	754.2	69.0	3129.3	1.21	54.76
57.0-58.0	734.2	67.9	3197.2	1.19	55.94
58.0-59.0	714.1	66.8	3263.9	1.17	57.11
59.0-60.0	693.9	65.6	3329.5	1.15	58.26
60.0-61.0	674.1	64.3	3393.9	1.13	59.39
61.0-62.0	654.7	63.1	3456.9	1.10	60.49
62.0-63.0	635.4	61.8	3518.8	1.08	61.57
63.0-64.0	616.5	60.5	3579.3	1.06	62.63
64.0-65.0	598.3	59.2	3638.5	1.04	63.67
65.0-66.0	580.8	58.0	3696.4	1.01	64.68
66.0-67.0	563.4	56.7	3753.1	0.99	65.67
67.0-68.0	546.6	55.4	3808.5	0.97	66.64
68.0-69.0	530.8	54.2	3862.6	0.95	67.59
69.0-70.0	515.0	52.9	3915.5	0.93	68.51
70.0-71.0	499.8	51.7	3967.2	0.90	69.42
71.0-72.0	485.6	50.5	4017.7	0.88	70.30

C Plane (°):0.0-360.0: 45.0
Test Lab: Inventfine instruments
Test Type: TYPE C
Temperature: 26
Operator: Carlos

Gamma Plane (°):0.0-180.0:1.0
Test Device: GPM-1800B
Distance: 8.684 m [K=1.0000]
Humidity: 65
Inspector:

Zonal Lumen (Continue 2)

Gamma [°]	I _{mean} [cd]	Zonal Flux [lm]	Sum Zonal Flux [lm]	Rel Zonal Flux [%]	Sum Rel Zonal Flux [%]
72.0-73.0	471.8	49.3	4067.0	0.86	71.16
73.0-74.0	458.3	48.2	4115.2	0.84	72.01
74.0-75.0	445.6	47.1	4162.3	0.82	72.83
75.0-76.0	433.4	46.0	4208.3	0.81	73.64
76.0-77.0	421.5	44.9	4253.2	0.79	74.42
77.0-78.0	410.2	43.9	4297.2	0.77	75.19
78.0-79.0	399.2	42.9	4340.1	0.75	75.94
79.0-80.0	388.5	41.9	4382.0	0.73	76.68
80.0-81.0	378.7	41.0	4422.9	0.72	77.39
81.0-82.0	369.5	40.1	4463.0	0.70	78.09
82.0-83.0	360.7	39.2	4502.2	0.69	78.78
83.0-84.0	352.6	38.4	4540.6	0.67	79.45
84.0-85.0	344.8	37.6	4578.3	0.66	80.11
85.0-86.0	337.1	36.9	4615.1	0.64	80.75
86.0-87.0	329.7	36.1	4651.2	0.63	81.39
87.0-88.0	322.6	35.3	4686.5	0.62	82.00
88.0-89.0	315.5	34.6	4721.1	0.61	82.61
89.0-90.0	308.7	33.9	4755.0	0.59	83.20
90.0-91.0	302.1	33.1	4788.1	0.58	83.78
91.0-92.0	295.8	32.4	4820.5	0.57	84.35
92.0-93.0	289.6	31.7	4852.3	0.56	84.90
93.0-94.0	283.5	31.0	4883.3	0.54	85.45
94.0-95.0	277.6	30.3	4913.6	0.53	85.98
95.0-96.0	271.9	29.7	4943.3	0.52	86.50
96.0-97.0	266.5	29.0	4972.3	0.51	87.01
97.0-98.0	260.8	28.4	5000.7	0.50	87.50
98.0-99.0	255.4	27.7	5028.4	0.48	87.99
99.0-100.0	250.2	27.1	5055.5	0.47	88.46
100.0-101.0	245.1	26.4	5081.9	0.46	88.92
101.0-102.0	240.0	25.8	5107.7	0.45	89.37
102.0-103.0	235.2	25.2	5132.9	0.44	89.81
103.0-104.0	230.4	24.6	5157.4	0.43	90.24
104.0-105.0	225.4	23.9	5181.4	0.42	90.66
105.0-106.0	220.7	23.3	5204.7	0.41	91.07
106.0-107.0	216.1	22.7	5227.4	0.40	91.47
107.0-108.0	211.5	22.1	5249.5	0.39	91.86

C Plane (°):0.0-360.0: 45.0
 Test Lab: Inventfine instruments
 Test Type: TYPE C
 Temperature: 26
 Operator: Carlos

Gamma Plane (°):0.0-180.0:1.0
 Test Device: GPM-1800B
 Distance: 8.684 m [K=1.0000]
 Humidity: 65
 Inspector:

Zonal Lumen (Continue 3)

Gamma [°]	Imean [cd]	Zonal Flux [lm]	Sum Zonal Flux [lm]	Rel Zonal Flux [%]	Sum Rel Zonal Flux [%]
108.0-109.0	207.0	21.5	5271.1	0.38	92.23
109.0-110.0	202.5	20.9	5292.0	0.37	92.60
110.0-111.0	198.2	20.4	5312.4	0.36	92.96
111.0-112.0	193.8	19.8	5332.1	0.35	93.30
112.0-113.0	189.4	19.2	5351.3	0.34	93.64
113.0-114.0	185.0	18.6	5369.9	0.33	93.96
114.0-115.0	180.7	18.0	5388.0	0.32	94.28
115.0-116.0	176.5	17.5	5405.4	0.31	94.58
116.0-117.0	172.3	16.9	5422.3	0.30	94.88
117.0-118.0	168.0	16.3	5438.7	0.29	95.17
118.0-119.0	163.6	15.8	5454.5	0.28	95.44
119.0-120.0	159.4	15.2	5469.7	0.27	95.71
120.0-121.0	155.1	14.7	5484.3	0.26	95.96
121.0-122.0	150.7	14.1	5498.4	0.25	96.21
122.0-123.0	146.4	13.5	5511.9	0.24	96.45
123.0-124.0	142.0	13.0	5524.9	0.23	96.67
124.0-125.0	137.5	12.4	5537.4	0.22	96.89
125.0-126.0	133.2	11.9	5549.2	0.21	97.10
126.0-127.0	128.8	11.4	5560.6	0.20	97.30
127.0-128.0	124.5	10.8	5571.4	0.19	97.49
128.0-129.0	120.3	10.3	5581.8	0.18	97.67
129.0-130.0	116.1	9.8	5591.6	0.17	97.84
130.0-131.0	111.8	9.3	5600.9	0.16	98.00
131.0-132.0	107.5	8.8	5609.7	0.15	98.16
132.0-133.0	103.4	8.4	5618.1	0.15	98.31
133.0-134.0	99.3	7.9	5626.0	0.14	98.44
134.0-135.0	95.2	7.4	5633.4	0.13	98.57
135.0-136.0	91.2	7.0	5640.5	0.12	98.70
136.0-137.0	87.0	6.6	5647.0	0.11	98.81
137.0-138.0	82.8	6.1	5653.1	0.11	98.92
138.0-139.0	78.7	5.7	5658.9	0.10	99.02
139.0-140.0	74.8	5.3	5664.2	0.09	99.11
140.0-141.0	70.9	4.9	5669.1	0.09	99.20
141.0-142.0	66.9	4.6	5673.7	0.08	99.28
142.0-143.0	63.1	4.2	5677.9	0.07	99.35
143.0-144.0	59.2	3.9	5681.8	0.07	99.42

C Plane (°):0.0-360.0: 45.0
 Test Lab: Inventfine instruments
 Test Type: TYPE C
 Temperature: 26
 Operator: Carlos

Gamma Plane (°):0.0-180.0:1.0
 Test Device: GPM-1800B
 Distance: 8.684 m [K=1.0000]
 Humidity: 65
 Inspector:

Zonal Lumen (Continue 4)

Gamma [°]	I _{mean} [cd]	Zonal Flux [lm]	Sum Zonal Flux [lm]	Rel Zonal Flux [%]	Sum Rel Zonal Flux [%]
144.0-145.0	55.4	3.5	5685.3	0.06	99.48
145.0-146.0	51.8	3.2	5688.5	0.06	99.54
146.0-147.0	48.2	2.9	5691.4	0.05	99.59
147.0-148.0	44.7	2.6	5694.1	0.05	99.63
148.0-149.0	41.4	2.4	5696.4	0.04	99.68
149.0-150.0	38.2	2.1	5698.6	0.04	99.71
150.0-151.0	35.2	1.9	5700.5	0.03	99.75
151.0-152.0	32.2	1.7	5702.2	0.03	99.78
152.0-153.0	29.4	1.5	5703.6	0.03	99.80
153.0-154.0	26.8	1.3	5705.0	0.02	99.83
154.0-155.0	24.4	1.1	5706.1	0.02	99.85
155.0-156.0	22.2	1.0	5707.1	0.02	99.86
156.0-157.0	20.2	0.9	5708.0	0.02	99.88
157.0-158.0	18.4	0.8	5708.8	0.01	99.89
158.0-159.0	16.8	0.7	5709.4	0.01	99.90
159.0-160.0	15.6	0.6	5710.0	0.01	99.91
160.0-161.0	14.7	0.5	5710.6	0.01	99.92
161.0-162.0	14.0	0.5	5711.1	0.01	99.93
162.0-163.0	13.5	0.4	5711.5	0.01	99.94
163.0-164.0	13.1	0.4	5711.9	0.01	99.95
164.0-165.0	12.9	0.4	5712.3	0.01	99.95
165.0-166.0	12.8	0.4	5712.7	0.01	99.96
166.0-167.0	12.7	0.3	5713.0	0.01	99.97
167.0-168.0	12.7	0.3	5713.3	0.01	99.97
168.0-169.0	12.7	0.3	5713.6	0.00	99.98
169.0-170.0	12.5	0.3	5713.8	0.00	99.98
170.0-171.0	12.4	0.2	5714.0	0.00	99.98
171.0-172.0	12.2	0.2	5714.2	0.00	99.99
172.0-173.0	12.0	0.2	5714.4	0.00	99.99
173.0-174.0	11.9	0.1	5714.6	0.00	99.99
174.0-175.0	11.8	0.1	5714.7	0.00	100.00
175.0-176.0	11.6	0.1	5714.8	0.00	100.00
176.0-177.0	11.5	0.1	5714.9	0.00	100.00
177.0-178.0	11.4	0.1	5714.9	0.00	100.00
178.0-179.0	11.3	0.0	5714.9	0.00	100.00
179.0-180.0	11.4	0.0	5715.0	0.00	100.00

C Plane (°):0.0-360.0: 45.0
 Test Lab: Inventfine instruments
 Test Type: TYPE C
 Temperature: 26
 Operator: Carlos

Gamma Plane (°):0.0-180.0:1.0
 Test Device: GPM-1800B
 Distance: 8.684 m [K=1.0000]
 Humidity: 65
 Inspector:

Zonal Lumen (Continue 5)

cone flux(90°): 2255.96 lm

%lum = 39.5%

%lamp = 39.5%

cone flux(120°): 3329.51 lm

%lum = 58.3%

%lamp = 58.3%

Candlepower Table

Unit: cd

G\C	C0.0	C45.0	C90.0	C135.0	C180.0	C225.0	C270.0	C315.0	C360.0	
G0.0	3772.6	3772.6	3772.6	3772.6	3772.6	3772.6	3772.6	3772.6	3772.6	
G1.0	3774.4	3775.3	3773.4	3768.4	3772.2	3772.6	3775.7	3782.1	3774.4	
G2.0	3780.5	3781.9	3777.7	3768.1	3774.3	3776.6	3784.5	3798.3	3780.5	
G3.0	3794.0	3793.3	3788.2	3770.1	3781.1	3788.1	3796.6	3813.8	3794.0	
G4.0	3812.8	3809.6	3802.9	3776.0	3794.8	3801.5	3811.0	3825.3	3812.8	
G5.0	3829.0	3826.9	3820.3	3787.7	3812.8	3815.4	3820.7	3835.5	3829.0	
G6.0	3843.4	3843.9	3837.2	3803.5	3830.4	3826.0	3829.3	3625.5	3843.4	
G7.0	3853.9	3857.3	3850.5	3823.5	3843.7	3835.0	3605.9	3519.7	3853.9	
G8.0	3709.1	3748.7	3844.6	3838.7	3849.1	3585.3	3397.3	3229.6	3709.1	
G9.0	3502.5	3616.7	3506.0	3852.2	3515.3	3372.8	3037.6	2998.5	3502.5	
G10.0	3237.3	3315.2	3321.7	3619.3	3308.1	3021.1	2771.5	2677.4	3237.3	
G11.0	2856.9	2955.8	3125.5	3410.9	2970.9	2812.2	2556.2	2361.0	2856.9	
G12.0	2560.1	2734.2	2812.3	3071.8	2605.6	2507.1	2294.6	2144.6	2560.1	
G13.0	2187.0	2332.9	2610.8	2803.3	2395.3	2166.3	2068.9	1787.0	2187.0	
G14.0	1991.6	2014.1	2266.6	2570.3	2097.2	1897.6	1870.4	1501.0	1991.6	
G15.0	1744.8	1886.4	2040.1	2227.4	1876.4	1563.5	1615.4	1319.5	1744.8	
G16.0	1502.7	1605.7	1741.3	1947.0	1499.8	1322.8	1279.5	1115.9	1502.7	
G17.0	1210.8	1305.5	1467.2	1754.9	1257.3	1155.7	1071.9	929.8	1210.8	
G18.0	1011.2	1139.0	1251.7	1553.1	995.3	978.5	923.5	772.9	1011.2	
G19.0	867.8	957.3	1065.4	1255.2	790.9	880.0	745.0	795.1	867.8	
G20.0	798.4	791.7	886.6	1133.5	752.6	750.3	765.2	817.5	798.4	
G21.0	825.0	813.9	805.4	964.4	776.4	772.4	787.2	843.2	825.0	
G22.0	849.0	838.4	832.2	794.8	801.1	795.7	810.3	865.4	849.0	
G23.0	872.6	860.9	857.4	818.4	825.9	820.0	833.3	886.2	872.6	
G24.0	897.4	882.7	882.7	843.1	852.1	845.5	857.0	906.1	897.4	
G25.0	918.1	904.7	906.5	871.1	875.0	868.2	877.7	926.0	918.1	
G26.0	937.1	922.8	931.0	895.7	897.3	889.7	897.5	943.0	937.1	
G27.0	956.5	940.8	952.2	919.1	920.2	909.7	915.9	957.5	956.5	
G28.0	972.8	956.2	971.4	941.7	939.9	930.6	934.3	972.3	972.8	
G29.0	987.5	970.4	989.8	962.7	958.1	948.3	949.9	984.0	987.5	
G30.0	1000.0	983.5	1005.9	982.0	975.5	964.7	964.6	994.3	1000.0	
G31.0	1011.6	993.5	1021.0	1000.8	992.8	979.1	977.4	1002.5	1011.6	
G32.0	1020.3	1002.3	1032.9	1015.9	1006.8	994.5	989.8	1008.4	1020.3	
G33.0	1026.6	1008.5	1042.4	1029.7	1019.7	1006.5	999.4	1012.0	1026.6	
G34.0	1031.5	1012.5	1051.1	1042.6	1030.3	1016.2	1007.1	1013.4	1031.5	
G35.0	1033.2	1014.5	1056.4	1052.5	1039.7	1024.0	1012.2	1011.9	1033.2	
G36.0	1032.2	1013.5	1059.3	1060.4	1047.2	1029.6	1015.7	1007.5	1032.2	

C Plane (°):0.0-360.0: 45.0
 Test Lab: Inventfine instruments
 Test Type: TYPE C
 Temperature: 26
 Operator: Carlos

Gamma Plane (°):0.0-180.0:1.0
 Test Device: GPM-1800B
 Distance: 8.684 m [K=1.0000]
 Humidity: 65
 Inspector:

Candlepower Table (Continue 1)

Unit: cd

G\C	C0.0	C45.0	C90.0	C135.0	C180.0	C225.0	C270.0	C315.0	C360.0	
G37.0	1028.2	1009.9	1059.4	1066.5	1051.4	1033.1	1016.6	1000.9	1028.2	
G38.0	1022.2	1003.6	1056.7	1069.6	1053.7	1034.0	1014.7	991.5	1022.2	
G39.0	1014.0	993.8	1051.0	1069.9	1053.7	1032.3	1011.0	981.5	1014.0	
G40.0	1003.1	983.7	1043.1	1067.8	1051.0	1028.7	1005.0	970.2	1003.1	
G41.0	991.9	971.5	1032.1	1062.5	1046.3	1023.3	998.4	956.2	991.9	
G42.0	979.2	956.7	1020.2	1055.0	1039.4	1015.9	990.1	942.0	979.2	
G43.0	965.6	942.3	1006.9	1045.2	1030.7	1006.3	980.8	928.1	965.6	
G44.0	949.8	927.4	992.3	1034.7	1020.8	996.2	969.4	913.0	949.8	
G45.0	934.4	911.7	975.4	1020.8	1010.1	984.8	958.2	895.1	934.4	
G46.0	919.0	893.4	958.8	1007.4	998.2	971.5	946.2	878.5	919.0	
G47.0	901.9	876.2	941.4	992.6	983.8	958.3	931.8	861.6	901.9	
G48.0	882.8	858.9	923.7	976.9	970.0	944.3	917.9	842.7	882.8	
G49.0	865.0	840.0	903.2	959.2	955.2	928.1	903.3	824.8	865.0	
G50.0	846.7	822.0	884.0	942.0	937.5	912.5	886.3	807.0	846.7	
G51.0	828.3	803.9	864.2	924.3	920.9	895.7	869.8	787.0	828.3	
G52.0	808.9	785.8	844.6	906.1	903.4	876.5	850.8	768.4	808.9	
G53.0	787.9	766.3	822.6	885.2	883.2	859.5	832.5	750.0	787.9	
G54.0	768.5	748.2	802.8	866.1	864.3	841.3	811.3	729.0	768.5	
G55.0	748.5	730.2	782.6	846.5	845.0	820.6	792.2	710.3	748.5	
G56.0	727.1	712.4	760.7	825.1	823.0	801.4	772.2	691.9	727.1	
G57.0	707.6	693.0	740.7	805.3	802.2	781.4	751.3	671.9	707.6	
G58.0	688.3	675.8	720.8	784.9	781.4	759.4	729.1	653.6	688.3	
G59.0	666.8	658.5	699.2	764.6	760.3	738.8	708.2	635.7	666.8	
G60.0	647.6	640.1	680.0	742.3	737.2	718.3	687.6	618.1	647.6	
G61.0	628.2	623.8	660.9	721.9	716.4	698.4	665.4	599.7	628.2	
G62.0	609.9	607.5	642.3	701.6	693.8	676.5	645.6	583.8	609.9	
G63.0	590.4	590.3	622.0	681.8	673.8	656.8	624.1	566.1	590.4	
G64.0	573.0	574.7	604.2	660.1	653.4	637.3	605.1	550.1	573.0	
G65.0	556.0	559.9	587.0	640.7	632.2	616.6	586.8	535.2	556.0	
G66.0	539.7	545.5	570.3	621.9	613.1	598.0	568.7	521.0	539.7	
G67.0	523.7	530.4	552.7	602.0	594.5	578.1	549.3	505.4	523.7	
G68.0	508.8	516.4	537.5	584.3	576.6	561.0	532.8	491.5	508.8	
G69.0	494.6	503.3	521.0	567.4	557.5	544.4	516.5	478.5	494.6	
G70.0	479.6	489.5	506.6	549.3	540.8	528.1	499.4	464.0	479.6	
G71.0	465.9	476.8	492.4	533.5	524.4	510.6	484.5	451.4	465.9	
G72.0	453.0	464.8	479.1	518.6	508.8	496.2	470.4	439.3	453.0	
G73.0	439.5	453.1	465.1	502.4	492.2	482.1	456.9	427.1	439.5	

C Plane (°):0.0-360.0: 45.0
 Test Lab: Inventfine instruments
 Test Type: TYPE C
 Temperature: 26
 Operator: Carlos

Gamma Plane (°):0.0-180.0:1.0
 Test Device: GPM-1800B
 Distance: 8.684 m [K=1.0000]
 Humidity: 65
 Inspector:

Candlepower Table (Continue 2)

Unit: cd

G\C	C0.0	C45.0	C90.0	C135.0	C180.0	C225.0	C270.0	C315.0	C360.0	
G74.0	427.3	442.3	452.7	488.5	477.7	467.1	442.6	415.9	427.3	
G75.0	416.0	430.8	440.4	474.9	463.9	454.1	430.0	405.1	416.0	
G76.0	405.2	420.4	428.8	461.9	448.4	441.7	417.7	394.4	405.2	
G77.0	394.6	410.1	417.4	449.5	436.5	428.5	405.9	383.5	394.6	
G78.0	384.4	400.1	406.6	437.6	423.9	416.8	394.5	374.0	384.4	
G79.0	373.5	390.1	396.0	425.6	410.7	406.0	382.7	364.7	373.5	
G80.0	364.0	380.0	386.3	413.4	398.7	395.6	372.7	356.6	364.0	
G81.0	355.2	371.2	376.9	402.9	388.5	385.4	363.3	348.6	355.2	
G82.0	347.4	363.3	367.0	393.3	378.4	375.6	354.7	340.3	347.4	
G83.0	339.8	355.5	358.4	383.5	368.7	367.0	345.9	333.2	339.8	
G84.0	331.7	348.4	350.7	374.9	359.6	359.1	338.2	326.5	331.7	
G85.0	324.4	340.7	343.2	366.0	351.5	351.1	330.6	319.7	324.4	
G86.0	317.5	333.5	335.6	357.8	343.3	342.5	323.3	312.7	317.5	
G87.0	310.9	326.7	328.9	350.2	334.8	335.5	315.6	306.2	310.9	
G88.0	304.2	320.1	320.7	342.7	327.4	328.7	308.7	300.0	304.2	
G89.0	297.2	313.3	314.0	335.4	319.9	321.0	302.0	293.3	297.2	
G90.0	290.9	307.2	307.6	328.6	312.0	314.2	295.8	287.2	290.9	
G91.0	285.1	300.2	301.4	321.1	305.2	307.7	288.8	281.5	285.1	
G92.0	279.1	294.2	294.8	314.8	298.7	301.2	282.6	275.9	279.1	
G93.0	272.7	288.4	288.4	308.3	292.0	294.9	276.8	270.2	272.7	
G94.0	267.2	282.8	282.5	301.9	285.3	288.9	271.0	264.4	267.2	
G95.0	262.1	276.5	276.9	295.3	279.3	282.9	264.5	259.3	262.1	
G96.0	256.9	271.0	271.6	289.4	273.6	277.5	259.9	254.3	256.9	
G97.0	251.2	265.7	266.3	283.3	268.2	271.5	254.1	248.8	251.2	
G98.0	245.8	260.4	260.0	277.9	261.3	266.3	248.7	243.7	245.8	
G99.0	240.7	255.0	255.0	272.1	256.6	261.0	243.6	237.9	240.7	
G100.0	236.2	249.4	249.7	266.7	251.2	256.3	238.4	233.9	236.2	
G101.0	231.1	244.5	244.7	261.3	245.4	250.6	233.2	229.0	231.1	
G102.0	226.4	239.3	239.8	255.9	240.7	245.9	228.5	224.4	226.4	
G103.0	221.7	234.6	235.1	251.0	235.9	240.9	224.1	219.7	221.7	
G104.0	217.3	229.9	230.1	245.7	230.2	235.6	219.2	214.8	217.3	
G105.0	212.2	224.9	225.5	240.9	225.4	230.3	214.6	210.0	212.2	
G106.0	208.0	219.8	220.9	235.5	221.0	225.9	209.9	205.7	208.0	
G107.0	203.6	215.1	216.3	231.3	216.5	221.1	205.2	201.4	203.6	
G108.0	199.2	211.2	211.8	226.1	211.4	216.5	200.7	196.6	199.2	
G109.0	195.2	206.4	207.0	221.4	206.9	211.4	196.9	192.6	195.2	
G110.0	190.9	202.1	202.9	217.1	202.5	207.0	192.3	188.3	190.9	

C Plane (°):0.0-360.0: 45.0
 Test Lab: Inventfine instruments
 Test Type: TYPE C
 Temperature: 26
 Operator: Carlos

Gamma Plane (°):0.0-180.0:1.0
 Test Device: GPM-1800B
 Distance: 8.684 m [K=1.0000]
 Humidity: 65
 Inspector:

Candlepower Table (Continue 3)

Unit: cd

G\C	C0.0	C45.0	C90.0	C135.0	C180.0	C225.0	C270.0	C315.0	C360.0	
G111.0	187.0	197.4	198.7	212.8	198.1	202.7	187.9	184.0	187.0	
G112.0	182.6	193.4	194.7	207.7	192.8	198.0	184.0	179.4	182.6	
G113.0	178.4	188.7	190.3	203.1	188.6	193.6	179.8	175.5	178.4	
G114.0	174.3	184.3	186.0	198.4	184.3	188.7	175.4	171.3	174.3	
G115.0	169.9	180.2	181.6	194.2	179.6	184.9	171.0	166.9	169.9	
G116.0	166.1	176.2	177.7	190.2	175.5	180.6	166.4	162.4	166.1	
G117.0	162.2	171.8	173.3	186.0	171.0	176.5	163.1	158.1	162.2	
G118.0	157.7	167.1	169.1	181.7	167.0	171.8	158.5	153.5	157.7	
G119.0	153.7	163.1	165.0	177.1	162.4	167.1	154.2	149.5	153.7	
G120.0	149.8	158.5	160.8	172.8	158.1	162.9	150.1	144.9	149.8	
G121.0	145.7	154.1	156.6	168.3	153.9	158.4	146.0	140.3	145.7	
G122.0	141.0	149.7	152.3	164.2	149.8	153.4	141.7	136.1	141.0	
G123.0	137.3	145.5	148.3	159.9	145.1	148.8	136.9	131.8	137.3	
G124.0	132.8	141.0	143.6	155.5	140.3	144.4	132.7	127.4	132.8	
G125.0	128.8	136.8	139.3	150.5	136.2	139.7	128.6	123.2	128.8	
G126.0	124.8	132.1	134.9	145.9	131.3	135.3	124.4	118.9	124.8	
G127.0	120.7	127.6	130.6	141.7	126.7	130.8	120.3	114.7	120.7	
G128.0	116.7	123.4	126.3	137.1	122.6	126.3	116.1	110.5	116.7	
G129.0	112.8	119.2	122.6	133.0	118.2	121.9	112.0	106.2	112.8	
G130.0	108.7	115.0	118.1	128.5	114.1	117.4	108.0	102.1	108.7	
G131.0	104.8	110.6	113.7	123.9	110.0	112.5	103.7	98.0	104.8	
G132.0	100.9	106.5	109.7	119.5	105.4	107.9	99.7	94.2	100.9	
G133.0	97.0	102.5	105.7	115.3	100.9	104.1	95.6	90.0	97.0	
G134.0	93.1	98.5	101.5	111.0	96.8	99.6	91.4	86.1	93.1	
G135.0	89.1	94.5	97.8	107.1	92.1	95.8	87.2	82.1	89.1	
G136.0	85.0	90.5	94.2	102.6	87.8	90.8	83.5	78.5	85.0	
G137.0	81.2	86.1	89.5	97.9	83.7	86.7	79.3	74.2	81.2	
G138.0	77.5	82.0	85.3	93.9	79.5	82.2	75.5	70.3	77.5	
G139.0	73.5	78.1	81.6	89.4	75.1	77.8	71.7	66.1	73.5	
G140.0	70.3	74.3	77.8	85.4	71.0	73.4	68.2	62.7	70.3	
G141.0	66.7	70.6	73.9	81.2	66.9	69.3	63.9	58.4	66.7	
G142.0	63.0	66.7	70.2	77.3	62.9	65.1	60.0	54.6	63.0	
G143.0	59.6	62.7	66.3	73.6	58.4	61.1	56.7	50.9	59.6	
G144.0	56.3	59.0	62.3	68.9	54.7	56.6	52.7	47.1	56.3	
G145.0	53.0	55.5	59.0	64.8	50.9	52.6	49.1	43.4	53.0	
G146.0	49.7	52.3	55.4	61.2	47.0	48.9	45.7	40.0	49.7	
G147.0	46.5	47.9	52.1	57.2	43.2	45.2	42.1	36.8	46.5	

C Plane (°):0.0-360.0: 45.0
 Test Lab: Inventfine instruments
 Test Type: TYPE C
 Temperature: 26
 Operator: Carlos

Gamma Plane (°):0.0-180.0:1.0
 Test Device: GPM-1800B
 Distance: 8.684 m [K=1.0000]
 Humidity: 65
 Inspector:

Candlepower Table (Continue 4)

Unit: cd

G\C	C0.0	C45.0	C90.0	C135.0	C180.0	C225.0	C270.0	C315.0	C360.0	
G148.0	43.4	45.0	48.7	53.8	39.8	41.2	38.9	33.8	43.4	
G149.0	40.2	41.9	45.4	50.3	36.6	37.3	35.4	30.5	40.2	
G150.0	37.8	38.8	42.4	47.1	32.9	34.4	32.5	27.7	37.8	
G151.0	34.6	35.8	38.9	43.8	30.2	31.1	29.8	25.3	34.6	
G152.0	31.9	33.1	36.1	40.5	27.2	27.9	26.5	23.1	31.9	
G153.0	29.2	30.5	32.9	37.5	24.4	24.9	24.2	20.4	29.2	
G154.0	26.6	28.2	30.4	34.2	21.8	22.5	22.1	18.3	26.6	
G155.0	24.4	25.8	27.5	31.2	19.6	20.5	19.9	16.8	24.4	
G156.0	22.1	23.8	25.6	29.0	17.3	18.4	18.0	15.2	22.1	
G157.0	20.1	21.8	23.2	26.7	15.3	16.5	15.6	14.2	20.1	
G158.0	18.7	20.0	21.2	23.7	13.5	15.2	14.7	13.4	18.7	
G159.0	17.3	18.7	19.6	21.7	12.2	13.5	13.3	12.8	17.3	
G160.0	15.9	17.7	18.6	20.7	11.2	12.4	12.5	12.4	15.9	
G161.0	15.0	17.0	17.3	18.8	10.6	12.0	11.9	11.9	15.0	
G162.0	14.3	15.8	16.6	18.0	10.2	11.6	11.6	11.9	14.3	
G163.0	14.0	15.2	15.6	16.5	9.8	11.3	11.9	11.9	14.0	
G164.0	13.9	15.0	14.7	15.8	9.6	11.4	11.7	11.9	13.9	
G165.0	13.7	14.5	14.6	15.2	9.4	11.3	11.9	12.1	13.7	
G166.0	13.5	14.8	14.5	14.7	9.5	11.3	12.0	11.9	13.5	
G167.0	13.0	14.7	14.6	14.7	9.2	11.4	12.0	11.8	13.0	
G168.0	13.5	14.4	14.5	14.7	9.5	11.4	12.2	11.9	13.5	
G169.0	12.9	14.1	14.2	14.4	9.4	11.7	12.0	12.2	12.9	
G170.0	12.9	14.1	13.8	14.2	9.2	11.7	12.0	11.9	12.9	
G171.0	12.6	13.4	13.5	14.1	9.1	11.6	11.9	12.2	12.6	
G172.0	12.0	13.3	13.5	13.5	9.1	11.6	11.5	12.2	12.0	
G173.0	11.9	12.7	13.2	13.4	9.4	11.4	11.6	12.4	11.9	
G174.0	12.0	12.8	12.9	12.9	8.9	11.1	11.7	12.2	12.0	
G175.0	11.6	12.4	12.3	12.8	9.2	11.1	12.0	12.2	11.6	
G176.0	11.1	12.3	12.5	12.4	9.1	11.3	11.9	11.8	11.1	
G177.0	11.2	12.1	12.2	12.2	9.1	11.1	12.0	11.8	11.2	
G178.0	10.8	12.0	11.9	12.2	8.9	10.7	12.0	11.9	10.8	
G179.0	10.9	11.8	12.5	11.8	8.8	11.1	11.9	11.9	10.9	
G180.0	10.8	12.0	11.6	11.9	9.2	11.4	12.0	12.1	10.8	

C Plane (°):0.0-360.0: 45.0
 Test Lab: Inventfine instruments
 Test Type: TYPE C
 Temperature: 26
 Operator: Carlos

Gamma Plane (°):0.0-180.0:1.0
 Test Device: GPM-1800B
 Distance: 8.684 m [K=1.0000]
 Humidity: 65
 Inspector: